



District Report Card: 2017


State: Bihar	District: Sheikhpura
Class: 8	Subject: Language
Schools: 51	Students: 1140


Participation/Coverage


Students

<div>GENDER</div> <div></div>	Boys				Girls			
	Number		%		Number		%	
	541		47.46		599		52.54	

<div>AREA</div> <div></div>	Rural				Urban			
	Number		%		Number		%	
	1010		88.60		130		11.40	

<div>CATEGORY</div> <div></div>	SC		ST		OBC		GEN	
	Number	%	Number	%	Number	%	Number	%
	207	18.16	2	0.18	779	68.33	152	13.33

<div>CWSN</div> <div></div>	LD	VI	HI	S&LD	ID	Oth
	2	2	2	3	2	2

<div>Management</div> <div></div>	Government			Government-aided		
	Number		%	Number		%
	1140		100.00	0		0.00

Average Performance of Students in Language (%)

Overall	Gender		Area		Management		Social Group			
	Male	Female	Rural	Urban	Govt.	Aided	SC	ST	OBC	GEN
56.01	56.61	55.47	56.27	54.00	56.01	0.00	53.27	63.33	56.12	59.08

Performance on Learning Outcomes (LOs)

Learning Outcomes	Description	Average Performance(%)
L813	Read textual/non-textual materials with comprehension and identifies the details, characters, main idea and sequence of ideas and events while reading	56.01

Range of Performance of Students who Answered Correctly							
Below 30%		30% - 50%		50% - 75%		Above 75%	
Number	%	Number	%	Number	%	Number	%
143	12.54	309	27.11	472	41.40	216	18.95

Lowest Performing Learning Outcomes (LOs)

1 - Read textual/non-textual materials with comprehension and identifies the details, characters, main idea and sequence of ideas and events while reading (56.01)